



General Incorporated Association, Tsutsumi Pathology Library

Chairman: Yutaka Tsutsumi (堤寛), M.D.

Secretariat: Sayoko Tsutsumi

Address: 1551-1 Sankichi-ato, Yawase, Inazawa, Aichi, 492-8842 Japan

TEL: +81-587-96-7088, Fax: +81-587-96-7098

INFORMATION

Digital site: Tsutsumi Pathology Library is open.

You can review and study virtual microscopic images of various pathology specimens on your personal computer or on your mobile phone, anytime and anywhere.

A total of 23 programs are scheduled to be prepared.

At present, you can refer to the program 2 (specimens for exams of certified pathologists) and program 3 (cytology, general) without any charge (for free).

Let's log in!

Search the Internet site: <https://pidport.com>

A screenshot of the pidport.com website. The page shows the URL 'https://pidport.com' and a search bar. Below the search bar, there is a link to 'ログイン | PidPort (Log in to PidPort)'. The main content area contains the text: 'PidPortを使用するには Medmain Inc. にログインしてください。パスワードをお忘れですか? PidPort is an analytical system for pathological image diagnosis that enables super-precise, prompt ...'. At the bottom, there are two links: 'PidPort Downloads' with the subtext 'Go to PidPort main website' and 'Datastore 0.45.1' with the subtext 'Forgot password? Don't have an account?'.

The mail address and password for logging in to the free digital sites (programs 2 and 3):

Mail address: pathos223library@gmail.com

Password: 223@Pathology



General Incorporated Association, Tsutsumi Pathology Library

Chairman: Yutaka Tsutsumi (堤寛), M.D.

Secretariat: Sayoko Tsutsumi

Address: 1551-1 Sankichi-ato, Yawase, Inazawa, Aichi, 492-8842 Japan

TEL: +81-587-96-7088, Fax: +81-587-96-7098

Welcome!

To use the Pidport system,
Please log in to Medmain Inc.

Mail address

Password

(Reset the password)

To be continued

I'm sure that you have succeeded to access the Pidport site.

Please click the item “for free” .



General Incorporated Association, **Tsutsumi Pathology Library**

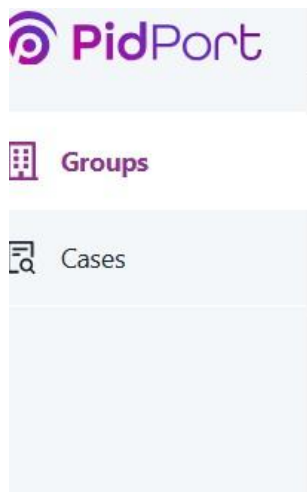
Chairman: **Yutaka Tsutsumi (堤寛)**, M.D.

Secretariat: Sayoko Tsutsumi

Address: 1551-1 Sankichi-ato, Yawase, Inazawa, Aichi, 492-8842 Japan

TEL: +81-587-96-7088, Fax: +81-587-96-7098

By clicking “for free”



Groups 2

for free

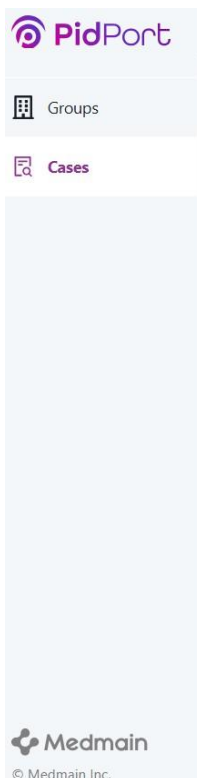
Description



Image data are contained in “Cases”.

Please click the name of the program.

When you click the Program 2, ---



	PDF series "Pr. 2"		for free
	PDF series "Pr. 1"		for free
	Pr.5 Pediatric disorders		for free
	Pr.4 Disorders unique in Japan		for free
☆ >	Pr.2 for exams of certified pathologists	62	for free
	Pr1.for medical students		for free
☆ >	the 13 text books of pathology written by ...	13 13 13	for free
☆ >	program-3 Cytology (general)	103 95	for free
	「PidPort」操作マニュアルはこちらから...	1	for free
☆ >	program-7 Infectious (cytology) 【1~139】	151	for free



General Incorporated Association, Tsutsumi Pathology Library

Chairman: Yutaka Tsutsumi (堤寛), M.D.

Secretariat: Sayoko Tsutsumi

Address: 1551-1 Sankichi-ato, Yawase, Inazawa, Aichi, 492-8842 Japan

TEL: +81-587-96-7088, Fax: +81-587-96-7098



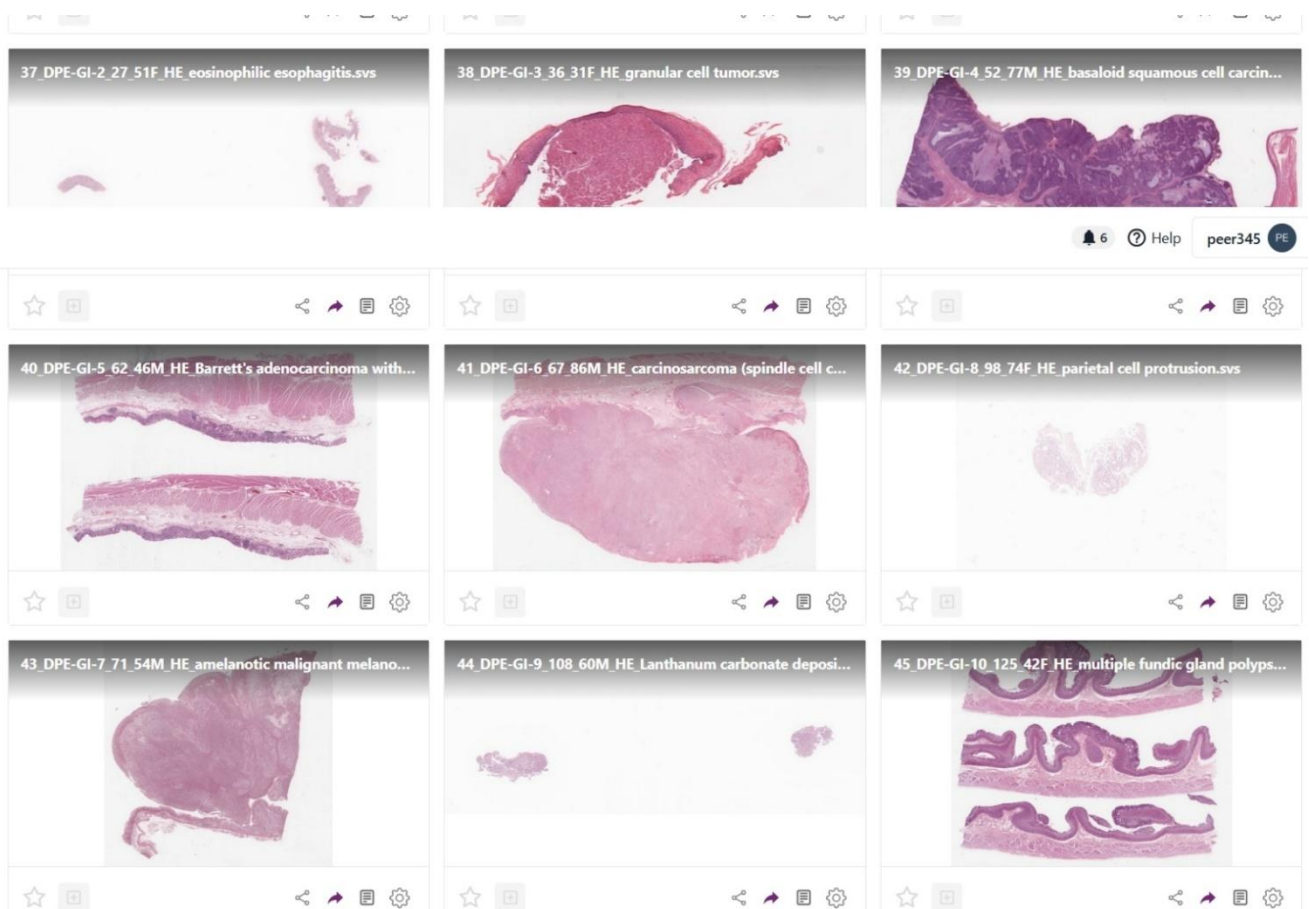
You can see the presentation list of multiple cases.



Click any case you want to look at, and you can magnify the image.

To access the programs other than the Pr. 2 and 3, you need to pay a membership fee (10,000 yen/year or 100 dollars/year).

For details, please access to the secretariat.: peer345@outlook.jp

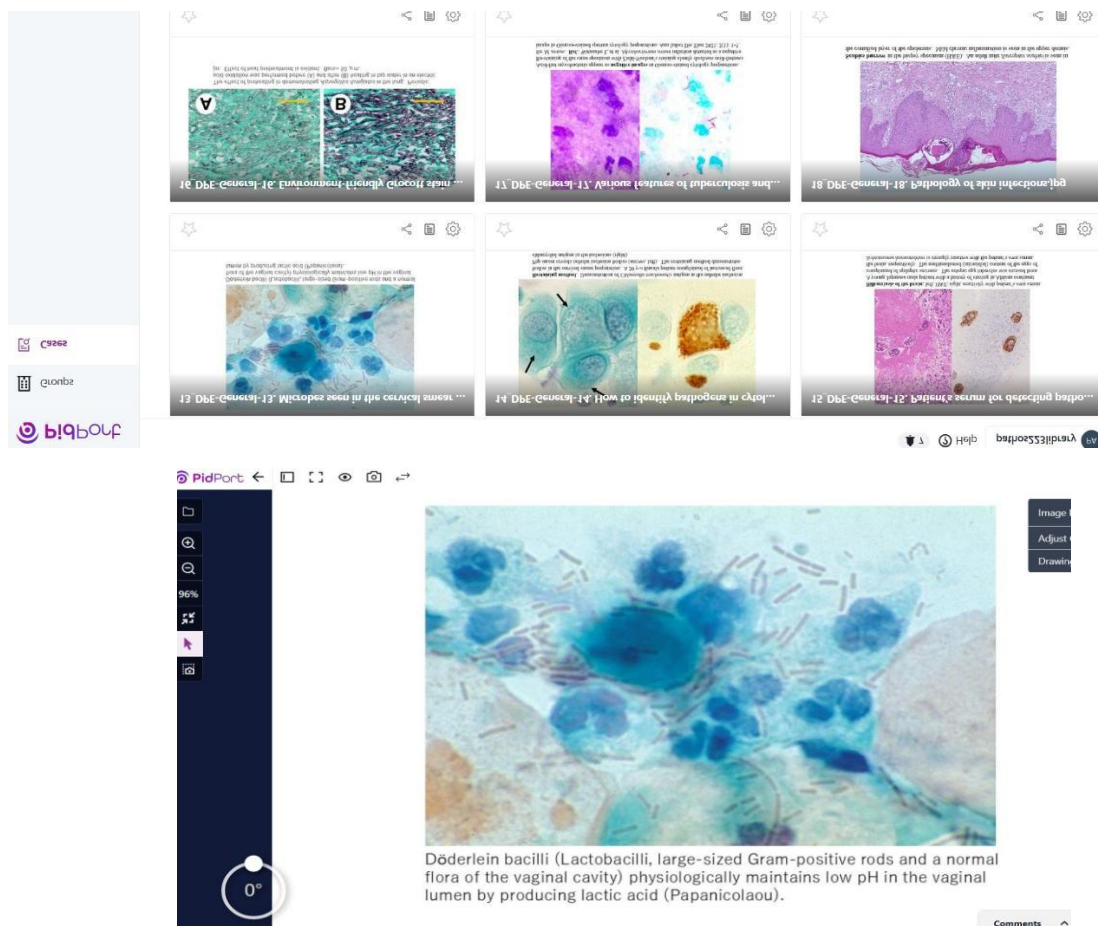


The virtualized pathology slides (predominantly H&E-stained) can be observed on the monitor screen of your personal computer or mobile phone, instead of using a microscope. You can choose any site on the section to magnify the image by using a x40 objective lens.

Images may be presented as PDF files.

In Program 2 (specimens for exams of certified pathologists), images in “General 1-35” represent the PDF files. The image presented is a representative sample of the respective case.

The PDF files are prepared in the following situations: a) general remarks, b) methodologies, 3) gross findings, 4) electron microscopic findings, 5) cases necessary for presenting special and immunostains for precise description, and 6) cases lacking H&E preparation for virtualization.



How to review the whole PDF file.

- 1) In the HP of Tsutsumi Pathology Library, click the PDF icon in the case presentation.
- 2) On the screen presenting the representative PDF image, click the comments in the right bottom corner. For the detailed sequence, see the next page.

How to review the whole PDF file (2)

- 1) Click the Comments in the right bottom corner.
- 2) Select the words “[https://www.pathos223](https://www.pathos223project.com/) ---- .pdf “ shown on the right.
- 3) Keep “[https://www.pathos223](https://www.pathos223project.com/) ---- .pdf” selected, and just do a right-click.
- 4) Click “[https://www.pathos223project.com/に移動する](https://www.pathos223project.com/)” (Move to <https://www.pathos223project.com/>).

